

MAG5040DW

MECHANICAL LINEAR ACTUATORS WITH ADJUSTABLE GEARBOX (Dual Carriage, Synchro-Use)

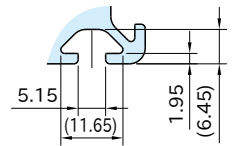
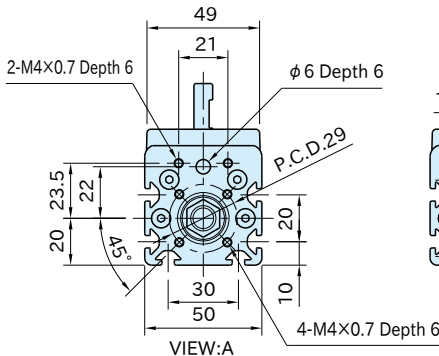
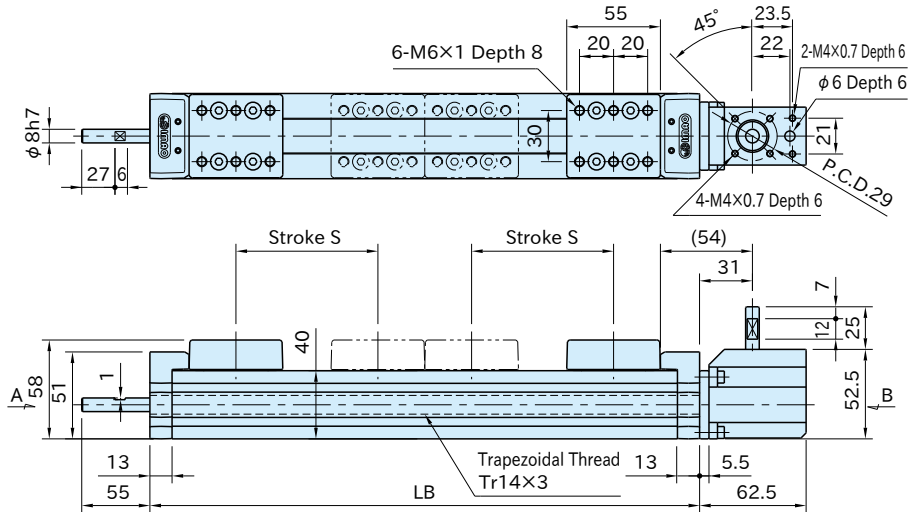
On Request



Body	Carriage/End Plates	Shaft	Trapezoidal Nut
A6N01 aluminum Anodized Natural	ZDC2 die-cast zinc Chrome plated	S45C steel Black oxide finish	CAC302 copper alloy
Screw	Dustproof Sheet	Gearbox	
SCM435 steel Trivalent chromate	SUS304H stainless steel	S45C steel Electroless nickel plated	



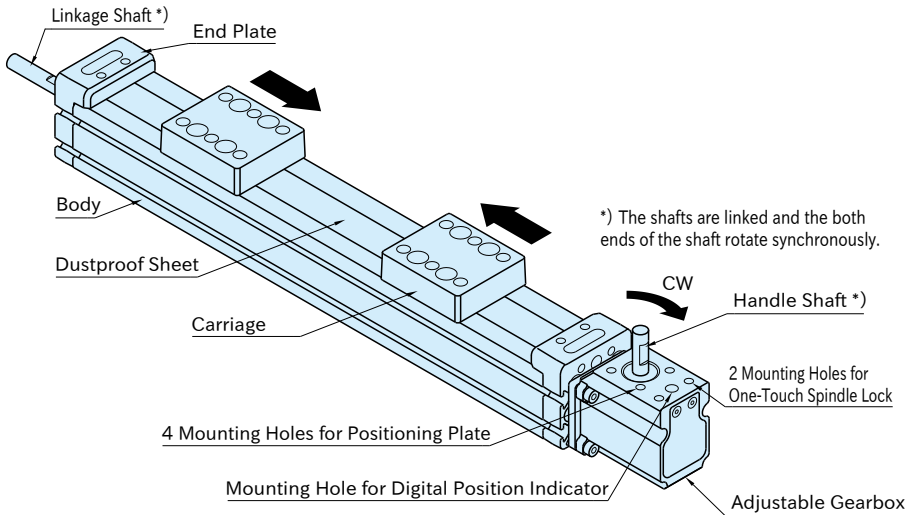
Gearbox can be positioned at every 90 degree.



Dimensions of 6 slots

Part Number	S	LB	Weight (kg)	Delivery Time
MAG5040DW-100	100	356	2.9	20 Working Days
MAG5040DW-150	150	456	3.3	

How To Use



- Two carriages move toward the arrow directions by turning Handle Shaft clockwise.
- Two carriages move against the arrow directions by turning Handle Shaft counterclockwise.
- Pitch between two carriages increases or decreases 6mm per rotation of the shaft.
- Gearbox can be positioned at every 90 degree.

Note

The gearbox will be delivered with mounted to Mechanical Linear Actuators in the orientation as in the figure above.

Reference

- How To Change Gearbox Position
- Dimensions of Gearbox
- Technical Information of Mechanical Linear Actuators

Related Product

Choose the optional elements for your needs.

- One-Touch Spindle Locks
- Positioning Plate
- Digital Position Indicators
- Adapter Shafts
- Handwheels
- Pair of Stops
- T-Nuts
- Groove Cover